

Highlights

- ❖ Fly of the Month: CDC Midge Emerger
- ❖ Club Trips for 2011 & 2012
- ❖ Calendar

Inside

- Page 3: Venison Stag 2011
- Page 4: California's Native Fish Crisis
- Page 6: It Took a Village to Build My Rod

Target Talk

Newsletter of the Long Beach Casting Club, Established 1925

December 2011

www.longbeachcastingclub.org

(562) 433-9408

Leader's Line ...

Save the Whales! (and the Fish!)

BILL BOEHLERT, PRESIDENT

Last month my wife and I took a leisurely trip to Maine for three weeks. Although the ostensible purpose was to see family and fall colors, I managed to smuggle along an 8-weight. Southern Maine, as it turns out, is the northern limit of the range for striped bass and bluefish. So on two of the mornings of our visit, I rose well before dawn and got down to the coast just before first light, rigged and ready to go. I joined other optimistic anglers tossing flies and jigs into the zone where the river flowed into the surf. Although I put in several hours at what should have been the optimal tide, I left the water each day with zero fish and zero takes. Frequently I can attribute this result to my lack of proficiency, but the other fishermen had similar results, even the conventional fishermen hurling huge Sluggos. In the roughly eight hours I fished, I saw two fish taken, though five to ten fishermen were out there each time.

I chatted with the other guys and heard a similar refrain from each of them: "*the fishin' just ain't what it used to be*". One local who puts in a lot of time out there said that his seasonal catch of stripers has declined from 300 to 100 in the past five years. He doesn't see a lot of prospects for improvement in the future.

This seems to be the same story you hear in a lot of fisheries. At the clubhouse the other day, Dale Day was showing me a publication called "California's Native Fish Crisis". It details the declining status of California's native trout, salmon, and steelhead. Almost all species of these fish are endangered, threatened, sensitive, or of special concern. The Bull trout (native to the McCloud River) is now extinct in California. The tract also lists the dangers to our fish: pollution, water diversion, dams, poaching, residential and commercial development, grazing,

and several others. The chances of survival for most of the native fish (there are a few exceptions) range from poor to very poor. The report concludes that we need "sweeping, innovative, and long-term solutions". (To access the report, go to <http://caltrout.org/pdf/SOS-Californias-Native-Fish-Crisis.pdf> or Google Native Fish Crisis.)

The bottom line, of course, is what can we do to be a part of the solution? Although the political philosophies of club members run across the full spectrum (Jeff Sadler to Dan Rivett, for example), I think that most of our members can agree on the need for conservation and preservation of our natural resources. As fly fishermen, we generally practice catch and release fishing, which is a

Leader's Line continues on page 2

Leader's Line continued from page 1


start. As individuals, we can reduce our personal footprint through reduced energy and water use. However, we also need to work collectively to support efforts to achieve those sweeping long-term solutions mentioned in the report. We need to be informed on the issues and active in contacting our government representatives to make sure that decisions are based on sound science, not political contributions by agricultural, industrial, and development conglomerates.

Working collectively is most easily achieved through an organization. Although there are several conservation organizations that might raise the hackles of our more conservative members, I think most members could support the goals of CalTrout or Trout Unlimited. These non-profits deal directly with our sport—the former emphasizing California and the latter dealing with coldwater fisheries in all of North America. They have the resources to identify the continuing threats to our waters and to mobilize members against the threats. They have had numerous successes, but the new perils are constantly popping up (e.g. the Pebble Mine in Bristol Bay, Alaska). With enough popular support, these organizations can make a real difference and “ensure that robust populations of native and wild coldwater fish once again thrive” (excerpt from vision statement of Trout Unlimited).

If we expect that our children and grandchildren will have the same opportunities for wild fish that we have enjoyed, we need to start now. Get involved and let your representatives know that we value our natural resources, including fish.

Who knows, someday I might even catch a striper.

See you at the pond.



OFFICERS

PRESIDENT

BILL BOEHLERT
(714) 374-6491

1ST VICE PRESIDENT

JIM THOMASON
(626) 357-6050

2ND VICE PRESIDENT

EDDIE MADRID
(562) 537-9618

RECORDING SECRETARY

JOSEPH AUSTIN
(310) 325-0925

CORRESPONDING SECRETARY

HOWARD ULLER
(310) 548-6408

CAPTAIN

JEFF GROSS
(562) 496-2435

TREASURER

JOSEPH GUSTAFF
(562) 405-2924

MEMBERSHIP SECRETARY

NANI BLYLEVEN
(714) 345-4654

SENIOR DIRECTOR

MICK WOODBURY
(714) 840-5649

JUNIOR DIRECTOR

RICH GARRETT
(562) 422-9696

TARGET TALK EDITOR

JOHN VAN DERHOOF
(562) 424-7313

Venison Stag 2011

JIM THOMASON, 1ST VICE PRESIDENT

Our premier social event of the year is just days away. The Venison Stag is Saturday, December 3 and will feature a wonderful feast prepared by our renowned chefs John and Thea Lincoln.

If you haven't made a reservation yet, please contact me at jathomason@mail.com and we can arrange payment (\$20). Please note that the charge is \$30 at the door so please reserve early to ensure your meal and help our planning. Also, we still need volunteers for some of the committees so let me know if you're available to help out.

Please note that the Venison Stag takes the place of the club meeting in December.

We hope to see you there! The food will be exquisite, the ambience festive, and the company cheery.



Club Trips For 2011

EDDIE MADRID, 2ND VICE PRESIDENT

The December outing will be a day trip to Irvine Lake in Orange county hosted by Eddie Madrid.

PRE-TRIP ACTIVITIES:

Trip leaders; please make an effort to identify 2 to 3 flies that would be useful for the trip. In additions consider having a fly tying session on Thursday after the Pre-trip meeting.

If you would like to host any other future outing, please contact Eddie at 562-537-9618 or netboy3@verizon.net

Trip locations and dates are subject to change. Please monitor Target Talk for the latest information. Pre-Trip Meetings held at the clubhouse at 7:00 PM.

2011 TRIPS

TRIP DATE	TRIP & LEADER
December 10	Irvine Lake, with Eddie Madrid (Pre-trip Nov. 30)
January 14-15	Owens River, with Dan Rivett (Pre-trip Jan. 4)
February 4-5	Owens River, with Yash Iseda (Pre-trip Jan. 25)
March 10-11	Owens River, with John Lincoln (Pre-trip Feb. 29)
April 25-30	Green River, with Jeff Sadler (Pre-trip Apr. 11)

California's Native Fish Crisis: Restoring our Salmon, Steelhead and Trout Populations

DALE DAY, MEMBER

Here is a rather sad look at the projected future of our native salmon, steelhead and trout populations. The following is taken from a report published by U.C. Davis and commissioned by California (see Credits).

If you care about your fly fishing experience now and in the future, please take the time to involve yourself in activities that will help to reverse this trend.

Chances of Survival for:

CALIFORNIA SALMON SPECIES

VERY POOR Central California Coho Salmon, Southern Oregon/Northern California Coast Coho Salmon, Chum Salmon, Pink Salmon

BETTER Central Valley Fall Chinook Salmon

CALIFORNIA STEELHEAD SPECIES

POOR Klamath Mountains Province Summer Steelhead, Northern California Coast Summer Steelhead, South-Central California Coast Steelhead, Southern California Steelhead

AVERAGE Central California Coast Steelhead, Central valley Steelhead, Northern California Coast Steelhead

BETTER Klamath Mountain Province Winter Steelhead

CALIFORNIA TROUT SPECIES

POOR California Golden Trout, Eagle Lake Rainbow Trout, Kern River Rainbow, Lahontan Cutthroat Trout, Little Kern Golden Trout, McCloud River Redband



AVERAGE Trout, Paiute Cutthroat Trout
California Cutthroat Trout, Goose Lake Redband Trout

GOOD Costal Rainbow Trout

BETTER Mountain Whitefish

CALIFORNIA CHAR SPECIES

EXTINCT McCloud River Bull Trout

DEFINING THE PROBLEM

California native salmon, steelhead and trout are in steep drastic decline. The decline is being manifested by species listings, fishing closures, and continued litigation and controversy. The decline is being caused by climate change, water mismanagement, habitat destruction and fragmentation.

Dams and diversions block access to upstream habitat and/or significant downstream effects. Agriculture that diverts water, alters stream channels, and induces run-off of silt, pesticides, salt and other non-point source pollutants. Grazing that modifies and adversely effects riparian areas, water quality and streambeds. Residential developments that impact rivers and streams from levee construction, encroachment of the floodplain, diversions. And run-off of silt and other non-point source pollutants.

Commercial development, which is often sited in riparian areas, harms fish from the construction of levees and diversions and from non-point pollution and runoff. In stream mining that alters streambed integrity, impacts spawning areas and impairs water quality. Off-stream mining that reduces water quality from off-stream open pits, and impairs water quality.

Roads and railroads that are often in stream corridors and frequently impair water quality, alter channels, and impede critical fish movement and migration.

Logging that harms fish through tree removal and associated construction of logging roads resulting in sediment loading, loss of shade, and removal of woody debris that provides important cover and nutrients. Recreation impacts water quality and riparian habitats from off road vehicle use and from modified river flows for boating and rafting enthusiasts.

Poaching that reduces populations through illegal removal of fish by anglers and commercial fishers through inadequate enforcement and regulations. Hatcheries that reduce the reproductive capacity and fitness of wild fish populations through hybridization and competition with hatchery fish for food and rearing habitat. Invasive species can harm wild fish through predation, parasites and disease.

FRAMING THE SOLUTION


Take immediate action on urgent salmon, steelhead, and trout recovery needs highlighted by this report. Work with the Department of Fish & Game and other key state and federal agencies for stream and fishery science, regulatory enforcement, planning, watershed recovery and restoration.

Redouble efforts with local communities in our regions to protect their fish and cool, clear waters. Mobilize grassroots support regionally and locally for species recovery, habitat protection and restoration, and water management by increasing outreach to anglers, watershed groups, and concerned groups statewide.



CREDITS

- SOS: CALIFORNIA'S NATIVE FISH CRISIS, STATUS OF AND SOLUTIONS FOR RESTORING OUR VITAL SALMON, STEELHEAD AND TROUT POPULATIONS
- Based on a report by Dr. Peter B. Moyle, Dr. Joshua A. Israel, and Sabra E. Purdy, of UC Davis and commissioned by California Trout



Wanted: Southwest Council FFF Representative for the LBCC

JIM THOMASON, 1ST VICE PRESIDENT

We are currently looking for someone to represent the Long Beach Casting Club on the Southwest Council of the Federation of Fly Fishers (FFF). The job involves attending their quarterly meetings, keeping them updated on LBCC events as well as updating the LBCC board of directors on SWC events. It's a great opportunity to become involved in conservation related activities as well as meet other fly fishers from around Southern California.

If interested, please contact Jim Thomason (jathomason@mail.com).

It Took a Village to Build My Rod

NANI BLYLEVEN, MEMBERSHIP SECRETARY

The Long Beach Casting Club offers three major classes per year that are free and open to the public. I have taken the casting classes and the fly tying classes multiple times, but was never much interested in the rod building class. This year I decided to take the rod building class only because it was the one class I had not yet taken. And boy was I surprised at how much I enjoyed it. Al Ross had stepped up to the plate and coordinated the 2011 class, since our beloved Stan Holden is still recovering from a stroke, but Stan was there helping out anyway!

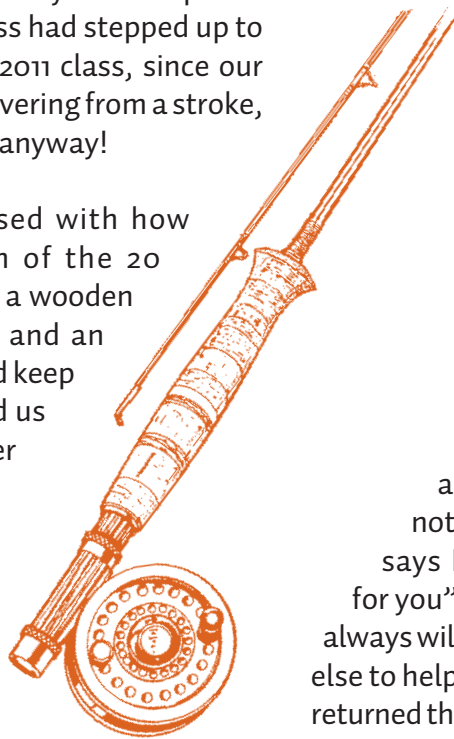
Straight away I was impressed with how well organized it was. Each of the 20 students signed out a box with a wooden blank holder/wrapper station and an instructional DVD, both we could keep as long as needed. This enabled us to work at home with the proper tools, so we would be prepared to advance to the next step the following week. We were also given to keep, a bag filled with supply catalogs and a LBCC published instruction manual.

Al's team of instructors included Ed Madrid, Jesse Garza, Cecil O'Dell, Bob Guenther, Elwood Graham, Joe Richter, Walter Matera, John Jones, Joe Tom, Mark Tsunawaki, Terry Domae and Stan Holden. This gave us a better than 2:1 ratio of students to instructors. My instructor was the ever patient, Eddie Madrid.

The first night, important information was given on what to buy and how to choose the right blank and supplies for your project. As with all our classes, we were given two weeks to get our supplies. I decided to make a tournament plug casting rod, since I have been borrowing the Club's. I ordered the blank from

the American Casting Association (ACA), and received it promptly. Then I went to BC Distributing in Cypress for the rest of the supplies. There I found some beautiful single foot eyes that were sort of metallic rainbow colored, and a vast selection of thread colors, which was troublesome for me to pick only a few (I ended up with five).

Al passed around different hand built rods, several with beautifully patterned wraps and inlays. Joe Richter had brought samples of in-progress decorative wrapping and instructional books. I was smitten, and just had to decorative wrap the only rod I would probably ever make, and Joe showed me how to do it. I ended up weaving a diamond double chevron pattern in pink, purple and teal, with one strand of shiny gold.



One of the first steps in building a rod is to attach the cork handle and all its parts. Eddie helped me prepare and attach the handle only to find I had not bought a butt end cap. "Not to worry", says Eddie, "Elwood Graham can make one for you". I love that about our club, members are always willing to help, or at least volunteer someone else to help. Elwood took my rod home with him and returned the following week with a beautifully crafted green cork butt and end cap. I spent the following weeks attaching the eyes and weaving the patterns. Needless to say I was a little behind the rest of the class who were all finishing their rods on schedule.

Needing gold thread to complete my weave, I went to Bob Guenther, who also offered printed instructions on weaving letters on rods. Of course I had to do that as well. Both the decorative weaving and weaving your name is not difficult. It just takes a little practice on a dowel and patience. Bob also helped me epoxy my rod, since I still was not ready by the make-up class. You should see it now! My new rod is very special, not only because of the fabulous weaving, but

because of all the instructors involved with teaching or encouraging me.

Although I was self-absorbed with my project, I did manage to notice and be duly impressed with the fly rod made by new member Tyler Huang. Tyler's beautiful blue-wrapped rod was executed so well that you would be hard pressed to believe this fellow is only 11-years old. Also of note are the two rods that teenage member Gary Runnels made, not only with beautiful wraps and epoxy, but the coolest looking green and tan cork handles I have yet seen. Well, one rod belonged to Gary Sr., but rumor has it his son helped him a lot.


Next September when the Rod Building Classes begins again, take it! With the decades of experience in so many top notch rod builders available to you, I doubt you could find a better class anywhere, for any amount of money. The results are so rewarding, that I am still bragging.

Deep Creek Trip Report

EDDIE MADRID, 2ND VICE PRESIDENT

Due to poor weather the trip was cancelled. We are currently working to reschedule this trip for May 2012.

Stay tuned for future announcements!



SIERRA PACIFIC FISHING ADVENTURES

YOUR FLY FISHING DESTINATION & RESORT OUTFITTER

FLY FISHING EXCURSIONS • CLASSES • PRIVATE INSTRUCTION

The Ultimate: Chilean Patagonia - January 14-21, 2012

Estancia del Zorro is situated near the border of Argentina in Central Patagonia. Private spring creek runs through this 15,000 acre Estancia with huge brown trout up to 32". Cinco Rios is near the town of Coyhaique with access to five major rivers and their tributaries. New this year, we are offering you a unique opportunity to experience Patagonia's diverse fisheries and landscapes from the Rainforest to the Pampas by combining both lodges!

You will enjoy the luxurious and modern Cinco Rios lodge and three days of fishing spectacular Patagonian rivers on a float. And then you will switch over to the wild and breathtaking Estancia del Zorro, for three days of wade fishing the private waters. After each day of fishing, you will be treated to gourmet Chilean cuisine (& wine) and warm Chilean hospitality before you retire to the spacious and comfortable rooms.



\$3900 per person/double occupancy

Includes 7 nights lodging, 6 days of guided fishing, all meals and drinks, ground transportation. Space is limited to 14 anglers so reserve your space now.



Sierra Pacific Fishing Adventures - 3901 Brayton Ave., Long Beach, CA 90807 - (310) 749-6771 - www.joelibeufllyfishing.com

Fly of the Month: CDC Midge Emerger

JOHN VAN DERHOOF, EDITOR

'Tis the Season to be Midgin'

A few ago I was fortunate to be fishing on the Beaverhead (including a few side trips east to the Madison) with a number of my friends from the fly tying community. It was right after Thanksgiving and the latest time in the year I had ever fished this area. I soon discovered that my fly box contained a lot of mayfly imitations but was lacking in the midge patterns that are so important at this time of the year.

On one cool, breezy and overcast day over on the Madison, I found a nice pod of “scum suckers” (trout working in slow water eddies and surface foam) who happened to be feeding on midges that were almost smaller than I could see. All of my conventional patterns worked only occasionally until I found a size 22 black CDC Midge emerger. After switching to this pattern my success ratio improved dramatically. I almost cried when I left it in the upper branches of Ponderosa pine and realized that it was my only one but I saved the day by applying some serious scissor work to a #20 dark Comparadun.

Midges hatch from lakes and streams throughout the year but tend to be more important to your fishing success in the winter and early spring. This stems from the fact that few other insects are crazy enough to come out when it's cold and fish are always hungry.

This pattern is best fished dead drift with an indicator or as the a dropper in a tandem rig with a bead head like a Zebra Midge at the bottom. It can also be fished as a dry fly but care must be taken to not set the hook to soon. My favorite color combinations are black body and silver wire rib, dark red with a gold wire rib and a pink body version with the copper rib. They have worked well on countless lakes and streams including Lake Crowley, the Owens River, the Green River, the Madison River, the Beaverhead River and the Colorado River at Lee's Ferry.

Materials for tying the CDC Midge Emerger:

- Hook: Caddis pupae/emergent type; Tiemco 2487 #16-20 or, for smaller sizes, on a light wire dry fly hook (Tiemco 101 with ring eye) in sizes 18–22
- Thread: Primrose 8/0
- Wing: Light dun cul du cunard (CDC)
- Body: Krystal Flash ribbed with wire, good color combos are: black/gold, black/black, pink/copper, lime green/gold, pale olive/gold, dark red/gold & pearl/copper
- Thorax: Peacock herl
- Gills: Light dun cul du cunard (CDC)



Instructions for tying the CDC Midge Emerger:

1. Attach the thread behind the headspace and wind down to about the middle part of the bend and tie in the wire ribbing. Wind the thread back to the thorax.
2. Tie in one or two strands of the Krystal Flash and wind it down to where the rib was tied in and back to the thorax. Tie off the Krystal flash with a couple of turns of thread.
3. Take the wire ribbing and reverse wind the rib to the thorax and tie off. Make sure that the ribbing is smooth and evenly spaced. Don't use too much as this will add weight to the fly and compromise its ability to float. You want it to look segmented but don't get carried away.
4. Select a nice quality CDC puff or plume, measure it so that it will extend $\frac{1}{3}$ to $\frac{1}{2}$ the way down the body. Tie in the CDC wing but do NOT trim off the butts.
5. Tie in the peacock herl making sure that the quill section of the herl is going forward therefore no flattening the herl fibers as you wind. Wind the thorax forward to the headspace and tie off.
6. Wind a small head underneath the butt ends of the CDC wing forcing them to stick up almost perpendicular to the shank of the hook and whip finish. Trim the butt ends of the CDC to the length shown in the drawing.

Lower Owens Workshop

DAN, JEFF & YASH, INSTRUCTORS

WHO: For all beginners going on the Bishop trip in January, February and March.

WHAT: Learn how to set up nymph rigs, dry fly and soft hackle; a tying demonstration for flies used on the Owens River.

WHEN: Saturday, January 6 from 9-12 am

WHERE: Long Beach Flycasting Club

WHY: So you will be ready to fish when we get there!

Instructors: Dan, Jeff and Yash of course!

Bring all the equipment that you would need on the stream with you on that day.

Welcome Our New Members

NANI BLYLEVEN,
MEMBERSHIP SECRETARY

The Board of Directors unanimously accepted the following applications for membership:

- ❖ Joseph "Sandy" Mills of Santa Monica
- ❖ Kenny Howell of Long Beach
- ❖ Mike Gilles of Laguna Beach
- ❖ Tom Schlauch of Long Beach

Please welcome all our new members at LBCC functions. Encourage them to volunteer with many of our activities throughout the year.

Please note that, in order to receive your Membership Packet with your Badge, Roster and other LBCC items; you must attend a LBCC monthly meeting.

Calendar of Events

December

1	Thursday	7:00 PM 7:00 PM	Activity/Spey Night at the Pond Past President's Meeting
3	Saturday	6:00 PM	Venison Stag
4	Sunday	8:00 AM 9:00 AM	Breakfast Club Cast
5	Monday	7:00 PM	Board of Director's Meeting
6	Tuesday	7:00 PM	Beginning Fly Tying: 6 th Night
8	Thursday	7:00 PM	Activity/Spey Night at the Pond
10	Saturday	7:30 AM	Club Trip: Irvine Lake
13	Tuesday	7:00 PM	Beginning Fly Tying: 7 th Night
14	Wednesday	9:00 AM	Conservation Team at San Gabriel
15	Thursday	7:00 PM	Activity Night/Spey Night at the Pond
18	Sunday	8:00 AM 9:00 AM	Breakfast Club Cast
20	Tuesday	7:00 PM	Beginning Fly Tying: 8 th Night
22	Thursday	7:00 PM	Activity Night/Spey Night at the Pond
25	Sunday		Merry Christmas!
27	Tuesday	7:00 PM	Beginning Fly Tying: 9 th Night
29	Thursday	7:00 PM	Activity Night/Spey Night at the Pond
31	Sunday	8:00 AM 9:00 AM	Breakfast Club Cast

January 2012

2	Monday	7:00 PM	Board of Director's Meeting
3	Tuesday	7:00 PM	Beginning Fly Tying: 10 th Night
4	Wednesday	7:00 PM	Pre-Trip Meeting: Lower Owens #1 with Dan Rivett
5	Thursday	7:00 PM	Activity Night/Spey Night at the Pond
7	Saturday	9:00 AM	Workshop for the Lower Owens Trip
10	Tuesday	7:00 PM	Beginning Fly Tying: 11 th Night
11	Wednesday	9:00 AM	Conservation Team at San Gabriel
12	Thursday	7:00 PM	Activity Night/Spey Night at the Pond
14-15	Weekend		Club Trip: Lower Owens #1 with Dan Rivett
15	Sunday	8:00 AM 9:00 AM	Breakfast Club Cast
17	Tuesday	7:00 PM	Beginning Fly Tying: 12 th Night
19	Thursday	7:00 PM	Activity Night/Spey Night at the Pond
24	Tuesday	7:00 PM	Beginning Fly Tying: 13 th Night
25	Wednesday	7:00 PM	Pre-Trip Meeting: Lower Owens #2 with Yash Iseda
26	Thursday	7:00 PM	Monthly Meeting: to be announced
28	Saturday	8:00 AM	SWC FFF Fly Buy
31	Tuesday	7:00 PM	Beginning Fly Tying: 14 th Night

February


2	Thursday	7:00 PM	Activity Night/Spey Night at the Pond
4-5	Weekend		Club Trip: Lower Owens #2 with Yash Iseda
6	Monday	7:00 PM	Board of Director's Meeting
7	Tuesday	7:00 PM	Beginning Fly Tying: 15 th Night
8	Wednesday	9:00 AM 7:00 PM	Conservation Team at San Gabriel On the River Clinic - 1st Class
9	Thursday	7:00 PM	Activity Night/Spey Night at the Pond
11	Saturday	9:00 AM	Southwestern Tournament
12	Sunday	8:00 AM 9:00 AM	Breakfast Southwestern Tournament
14	Tuesday	7:00 PM	Beginning Fly Tying: 16 th Night
15	Wednesday	7:00 PM	On the River Clinic - 2 nd Class
16	Thursday	7:00 PM	Activity Night/Spey Night at the Pond
19	Saturday	9:00 AM	Club rented by SWC FFF
21	Tuesday	7:00 PM	Open Use - Break between 1 st and 2 nd Fly Tying Sessions
22	Wednesday	7:00 PM	On the River Clinic - 2 nd Class
23	Thursday	7:00 PM	Activity Night/Spey Night at the Pond
25	Saturday		On the River Clinic - Field Trip
28	Tuesday	7:00 PM	Fly Tying - 2nd Session: 1 st Night

Where Are All Those Fishing Award Entries??!

JOE AUSTIN, RECORDING SECRETARY

We are at the half-way point for our fiscal year and I have yet to see a single fishing award entry! To be eligible a submission needs to be made within 30 days of the catch and can be entered for any fish within the listed categories listed in the FISHING AWARD section of the current Roster caught during a club event or a private outing. The rules and entry categories are summarized in the Roster on pages 49–50. Winners of each category are presented with an award and will receive accolades from the Recording Secretary and will forever be famous in the annals of the Long Beach Casting Club.

The process for entering a fish is quite simple: 1) Obtain an entry form from the back of the club Roster (Page 70) or on line at our club website, fill it out and return it to me within 30 days of the catch; 2) Swear to the accuracy of the information, especially size as it really does count; 3) Obtain the signature of your religious/moral leader verifying that he/she certifies the accuracy of your information; and finally, 4) the top entry in each classification need only pass a simple polygraph test and the award is yours. Note, that upon failure of step 4 the next best



entrant will be administered the polygraph. Winners need not be present for the award, just for the polygraph. But then again who'd want to miss the award banquet and not hear all the applause and cheering that comes with each award. *(Editor's note: only step #1 is required, your Recording Secretary got carried away with the power of his office—or lack thereof.)*

Incidentally, I'm not receiving a lot of entries in the casting games held throughout the fiscal year. Our Captain, Jeff Gross, has put together a great schedule of casting events and during the fall/winter months. The Sunday morning Casts are a great way to start the day and also a great chance to get some casting pointers and practice between fishing trips. Entering these events automatically makes you eligible for a variety of casting awards, making it even easier than applying for fishing awards. All you need to do is to show up, fill out a casting scorecard and step to the pond and cast. We take care to the rest.

VENISON STAG RESERVATION

Saturday, December 3, 2011 ❖ Social Hour: 6:00 PM ❖ Dinner: 7:00 PM

Reservations are due by November 18, 2011

Name: _____

I will attend the Venison Stag on Saturday, December 3, 2011

I will bring _____ adults. Total number _____ @ 20.00 = _____ Total Enclosed:

I will bring _____ children. Total number _____ @ 6.00 = _____ = _____

Yes, I would like to help!

Please call me at this telephone number
() _____ - _____ . (cut out and return by 11-16-2011)

MAKE CHECKS PAYABLE TO:
Long Beach Casting Club
AND MAIL TO THE ABOVE AT:
P.O. Box 90035
Long Beach, California 90809-0035



<p><i>Bob Marriott's</i> FLYFISHING STORE</p> <p>www.bobmarriotts.com info@bobmarriotts.com 2700 W. Orangethorpe Ave Fullerton, CA 92833</p>	<p>Free Educational Series</p> <p>STILLWATER FLY FISHING TACTICS Saturday, December 3rd, 10am-3pm With Frank Murata</p>
	<p>ORVIS DEMO DAY Saturday, December 10th, 9am-3pm With Representative Hutch Hutchinson</p> <p>Store (714) 525-1827 Travel (714) 578-1880</p>

SIERRA PACIFIC
FISHING ADVENTURES

YOUR FLY FISHING DESTINATION
& RESORT OUTFITTER

FLY FISHING EXCURSIONS • CLASSES
PRIVATE INSTRUCTIONS
(310) 749-6771

3901 Brayton Ave., • Long Beach, CA 90807 • www.spfadventures.com



VICKI R. ARREGUIN
DIRECTOR OF SALES

5325 e. pacific coast highway • long beach, ca 90804
direct 562.597.1341 x128 • facsimile 562.597.8741
vicki@hotelcurrent.com • www.hotelcurrent.com